

Date Mar 22, 2008 5:30:00 PM
 Event MARCH 2008 NATIONAL CHAMPIONSHIP RACING
 Group Group 6: C/DSR,FA,FB,FE,FM,S2000
 Track Road Atlanta (2.540)









Tasks Sort Results by Class
 • Show Lapchart

Atlanta Region SCCA

Best Lap Tm		1:17.939		In Lap		4			
Best Speed		117.323		by		J.R. Osborne			
Pos	No.	Name	Best Tm	In Lap	Best Spd (Mph)	Diff	Gap	Laps	Additional
Class: DSR									
1	1	J.R. Osborne	1:17.939	4	117.323			5	-
2	12	Ken Tyrrell	1:18.985	2	115.769	1.046	1.046	9	-
3	8	Jean-Luc Liverato	1:19.082	1	115.627	1.143	0.097	5	-
4	41	Garry Crook	1:23.580	2	109.404	5.641	4.498	3	-
5	7	Kevin Allen	1:26.838	5	105.300	8.899	3.258	7	-
Class: FA									
1	71	Michael Mallinen	1:21.625	11	112.025			12	-
2	36	Mishael Abbott	1:22.870	1	110.341	1.245	1.245	3	-
3	96	Ben Johnston	1:26.169	2	106.117	4.544	3.299	4	-
4	16	Michael Roman	1:28.464	4	103.364	6.839	2.295	6	-
5	76	William Goldkind	1:39.121	1	92.251	17.496	10.657	2	-
Class: CSR									
1	07	Jacek Mucha	1:23.092	2	110.047			3	-
2	63	Jim Downing	1:25.802	9	106.571	2.710	2.710	11	-
Class: FE									
1	92	Mark Eaton	1:25.230	4	107.286			5	-
2	20	Matthew Inge	1:25.847	8	106.515	0.617	0.617	12	-
3	83	Jonathan Bennett	1:28.350	10	103.497	3.120	2.503	13	-
4	47	Joseph Rome	1:28.557	12	103.256	3.327	0.207	15	-
5	4	William Haney	1:28.636	9	103.164	3.406	0.079	13	-
6	73	Paul Schneider	1:28.827	7	102.942	3.597	0.191	9	-
7	19	Jim Swain	1:29.365	4	102.322	4.135	0.538	10	-
8	67	Steven Coates	1:29.537	4	102.125	4.307	0.172	7	-
9	14	Wally Osinga	1:29.568	13	102.090	4.338	0.031	14	-
10	31	Matt Schneider	1:29.592	8	102.063	4.362	0.024	10	-
11	84	Peter Pope	1:29.708	3	101.931	4.478	0.116	7	-
12	18	Jack Corthell	1:29.851	3	101.768	4.621	0.143	5	-
13	49	Keith Field	1:30.574	9	100.956	5.344	0.723	14	-

Class: FM

1	72	Glenn Cooper	1:26.926	3	105.193			4	-
2	10	Jason Vinkemulder	1:27.956	5	103.961	1.030	1.030	11	-
3	45	J.R. Marchand	1:27.992	9	103.919	1.066	0.036	10	-
4	48	Jeremy Grenier	 1:28.359	1	103.487	1.433	0.367	2	 -
5	75	Dale Swope	1:29.049	13	102.685	2.123	0.690	14	-
6	70	Sam Lockwood	 1:30.458	6	101.086	3.532	1.409	8	 -
7	44	Walter Gragert	1:30.705	8	100.810	3.779	0.247	9	-
8	17	Mark Coombs	1:31.738	5	99.675	4.812	1.033	13	-
9	04	Casey Carden	 1:31.847	8	99.557	4.921	0.109	10	 -
10	2	David Obenauer	1:34.224	13	97.045	7.298	2.377	14	-
11	97	Franklin Futrelle	--:--:--:--	0	-			0	-
12	53	Bruce Lawrence	--:--:--:--	0	-			0	-

Announcements

Timestamp Text

16:22 Cars 72, 16 and 36 had no transponders; timed manually or with photocell